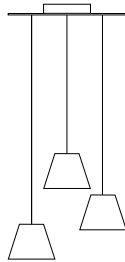
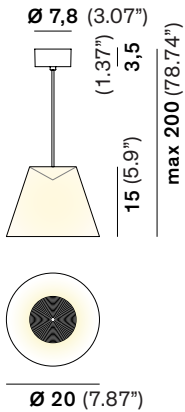


DINA

SUSPENSION

TYPE:

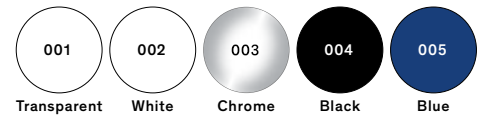
PROJECT NAME:



Composition example with optional $\phi 50$ ($\phi 19.65''$) canopy. Maximum 6 lights. Order code: R1.

Light Source	LED
Power	7 Watt
Kelvin	2700
Lumen	460
CRI	90

Finish



Dina L16H1

SPECIFICATION SHEET

ORDERING INFO

Model (Order Code)	Finish	LED	Voltage	Dimming
		<input type="radio"/> 2700K	<input type="radio"/> 120V	<input type="radio"/> LTE (Leading/Trailing Edge Dim)
		<input type="radio"/> 3000K	<input type="radio"/> 277V	<input type="radio"/> 0-10V (0-10V)
		<input type="radio"/> 4000K		



Fixture comes with a 4" backplate that mounts to a standard junction box. Please note: 277V is only compatible with 0-10V dimming.

Luminart

WWW.LUMINARTLIGHTING.COM
Last updated: 11/12/20